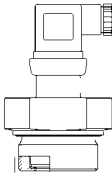
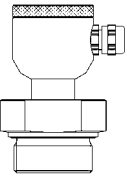



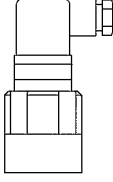
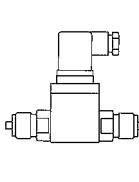


Options/accessories for DMU 07 - DMU 11 D

DG: H, PG: 4

Type	DMU 07	DMU 07 FG	DMU 08	DMU 08 T	DMU 09	DMU 10 D	DMU 11 D
Version							
Available options							
Ex protection	•	•	•	---	•	---	---
2 x G $\frac{1}{4}$ female thread	---	---	---	---	---	---	•
2 x hose connection 6 mm	---	---	---	---	---	•	On request
2 x $\frac{7}{16}$ UNF	---	---	---	---	---	---	•
Other connections	On request	On request	---	---	---	On request	On request
Cable connection per metre PUR cable	---	---	•	•	---	---	---
Cable connection per metre FEP cable	---	---	•	•	•	---	---
Binder connector	•	---	---	---	---	---	---
Fixed cable connection 2 metres	•	---	---	---	---	---	---
Cable extension per metre	•	---	---	---	---	•	---
Output 0–20 mA, 3-wire	---	---	•	---	---	---	---
Output 0–10 V, 3-wire	•	•	•	---	---	•	•
Other output signals	On request	On request	On request	---	On request	On request	On request
Measuring accuracy 0.25 % FSO	•	•	---	---	•	---	---
5-point calibration report (for measuring accuracy 0.25 % FSO)	•	•	---	---	---	---	---
SIL 2 (only for 4–20 mA)	---	---	•	---	---	---	---

Accessories for DMU 08/ DMU 09

DG: H	PG	Part no.
Screw connector kit plastic G2" – 1½" – 1"	1	52125
Screw connector kit stainless steel G1"	3	31822
Junction box with pressure relief port (IP 65)	1	31824
Anchor clamp	3	31825

Blue part no. = in-stock items

i

See chapter 15 for digital display units and signal processing.

