




Radiator lockshield valves Type 454Q



Benefits

- Fixed, calibrated measuring unit for accurate adjustment of the radiator
- Individual radiators can be shut off without the system having to be shut off
- Lightning-fast hydraulic balancing with CAPBs® set valve balancing

Application

For measuring the volume flow directly at the screw fitting, e.g. with the CAPBs® set valve balancing for hydraulic balancing. Suitable for small and medium water volumes. For installation in single-pipe and dual-pipe heating systems. Adjustments are made e.g. via the adjustable dynamic thermostat valve Vario-DP in the flow.

Versions

454Q S for small water volumes

Version	Nominal diameter	Connection	Flow coefficient Kvs*	Part no.
Angled	DN 10	Rp $\frac{3}{8}$ x R $\frac{3}{8}$	0.38 m ³ /h	479 011
Angled	DN 15	Rp $\frac{1}{2}$ x R $\frac{1}{2}$	0.38 m ³ /h	479 021
Straight	DN 10	Rp $\frac{3}{8}$ x R $\frac{3}{8}$	0.38 m ³ /h	479 061
Straight	DN 15	Rp $\frac{1}{2}$ x R $\frac{1}{2}$	0.38 m ³ /h	479 071



Blue part no. = in-stock items

454Q M for medium water volumes

Version	Nominal diameter	Connection	Flow coefficient Kvs*	Part no.
Angled	DN 10	Rp $\frac{3}{8}$ x R $\frac{3}{8}$	1.04 m ³ /h	479 012
Angled	DN 15	Rp $\frac{1}{2}$ x R $\frac{1}{2}$	1.04 m ³ /h	479 022
Straight	DN 10	Rp $\frac{3}{8}$ x R $\frac{3}{8}$	1.04 m ³ /h	479 062
Straight	DN 15	Rp $\frac{1}{2}$ x R $\frac{1}{2}$	1.04 m ³ /h	479 072



Blue part no. = in-stock items



Description

Radiator lockshield valve with measuring function type 454Q with drain and adjustment function. Measurement via an integrated, fixed and calibrated orifice plate. With cap to protect against incorrect operation. The optional filling and draining unit FEV 03 with hose connection ½ can be used for easy and fast draining.

The radiator lockshield valve is a part of the product range for the triple-stage balancing system VarioQ which allows for optimisation of the heating pipe system by means of calculation, measurement and adjustment. The CAPBs® set valve balancing (measuring instrument) measures the flow rate in litres per hour. Even minimum flow rates can be set with this system.

Technical specifications

System connection

See ordering table

Adjustment range at 10 kPa

454Q S: 120 l/h
454Q M: 330 l/h

Nominal pressure

Max. 10 bar

Nominal diameter

DN 10, DN 15

Operating temperature range

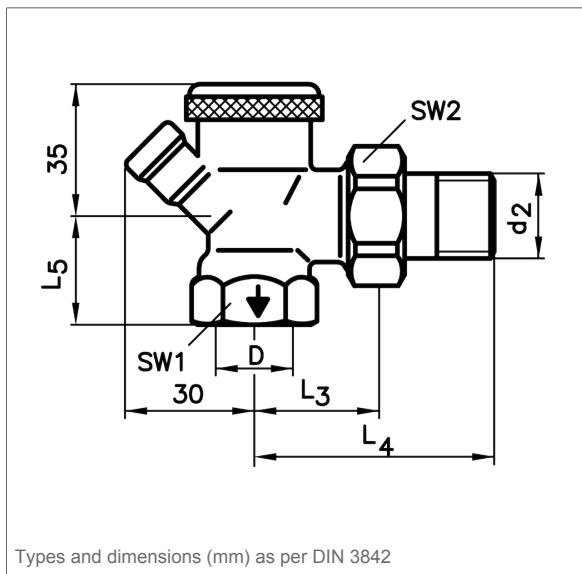
Medium: Max. 120 °C

Housing

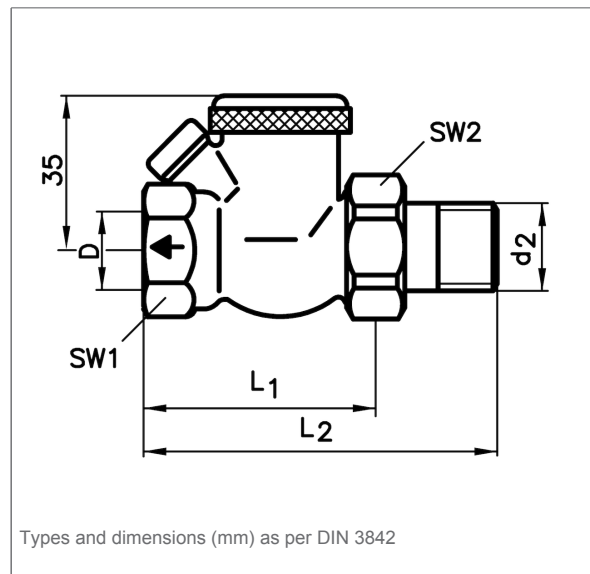
Gunmetal, nickel-plated

Technical drawings

type 454Q S, M – angled



Type 454Q S, M – straight



DN	D	d2	SW1	SW2	L1	L2	L3	L4	L5
10	Rp%	R%	22	27	49	75	26	52	22
15	Rp½	R½	27	30	51	80	29	58	26