

Automatic fuel oil de-aerator FloCo-Top-2



Benefits

- Multiple filtration for maximum separation of dirt particles
- Backflow preventer with integrated pressure relief towards the tank
- Drain valve for fast and clean filter change
- Bypass valve for easy and clean burner hose replacement
- Dual float safety system keeps oil foam from escaping
- Vacuum gauge indicates when it is time to replace the filter
- Reduced height facilitates installation if mounting space is limited
- Easy installation with click system and AFRISO universal screw connection or standard screw connection
- PROOFED BARRIER if installed with vent hose
- Materials resistant to biofuel and biodiesel mixtures with max. 30 % FAME
- Green fuels ready: suitable for use at tank facilities filled with the new paraffinic fuels HVO or GTL
- Watertight up to 10 m water column - ideal for use in flood hazard areas







Application

For single-line systems with return line in oil-fired systems for continuous de-aeration. Suitable for fuel oil EL (DIN 51603-1), diesel fuel (EN 590), liquid fuels as per DIN SPEC 51603-6 and DIN/TS 51603-8 as well as biofuel and biodiesel with a maximum of 30 % FAME (EN 14214). This product is therefore ideal for all ecologically upgraded fuel oil consuming systems that use the new paraffinic fuels HVO or GTL as an admixture or 100 %. Also for use in flood hazard areas and flood risk areas.

FloCo-TOP-2 can be installed in any system. Multiple filtration is recommended for burners with an oil consumption of < 20 l/h while larger systems should be operated with single filtration.



Versions

		Filter	Filter surface	Part no.
	Fuel oil de-aerators FloCo-Top-2KM MC-7	Opticlean MC-7 short, 5–20 µm	700 cm²	70112
	Fuel oil de-aerators FloCo-Top-2KM Optimum MC-18	Opticlean MC-18 long, 5–20 µm	1,850 cm²	70114
	Fuel oil de-aerators FloCo-Top-2KM Optimum Si	Sintered plastic sieve Optimum, 50–70 µm	200 cm²	70115
	Fuel oil de-aerators FloCo-Top-2KM Si	Sintered plastic sieve short, 50–70 µm	115 cm²	70110
Blue part no. = in-stock items				
				Part no.
	Pressure gauges -0.7/+0.9 bar			70030
	Holder for FloCo-Top-2 series			70127
Blue part no. = in-stock items				

Description

Automatic fuel oil de-aerator, safety version, with integrated filter, shut-off valve and vacuum gauge. Housing with changeover valve for multiple filtration as well as backflow preventer with integrated pressure relief towards the tank. Compact de-aerator hood made of transparent plastic with dual float safety system to keep oil foam from escaping via the de-aerator opening. The vent hose is connected at the side in an unobtrusive way. For venting, the oil is guided via the float chamber and can then be added directly to the flow or it can be filtered again by switching a valve. In the case of multiple filtration, the return oil increases the flow rate so that the filter bowl is permanently filled with de-aerated oil. In service mode, the vacuum gauge indicates the pump vacuum. The shut-off valve can be closed to check the suction capacity of the burner pump. Increased vacuum provides information on the degree of pollution of the filter. The drain valve ensures that replacing the filter is easy and clean: Connect the hose, open the drain valve, loosen the union nut of the filter cup and drain the oil in a controlled way. When the burner hose needs to be replaced, it is sufficient to open a bypass valve so that the oil is drained from the float chamber via the filter cup and the drain system. Watertight up to 10 m water column.



Technical specifications

Connection burner end

G $\frac{3}{4}$ male with 60° cone for burner hoses

Connection tank

G $\frac{3}{4}$ female

Nozzle capacity

Max. 100 l/h

Return flow

Max. 120 l/h

Separating capacity air/gas

> 4 l/h

Mounting position

Float housing vertical to the top

Operating temperature range

Medium: Max. 60 °C

Ambient: Max. 60 °C

Operating overpressure

Max. 0.7 bar

(corresponds to static oil column of approx. 8 m)

Test pressure

6 bar

Vacuum gauge

Range: -0.7/+0.9 bar

Dimensions (W x H x D)

Short cup: 183 x 254 x 103 mm

Long cup: 183 x 348 x 103 mm

Material

Housing: Zinc die cast

De-aerator hood: Transparent plastic

Filter cup: Transparent plastic

Test

TÜV-tested (S 556 2021 S1)

Approval

Conformity certificate (ÜHP) as per EN 12514

Scope of delivery

- Fuel oil de-aerators
- Universal screw connections for pipes ø 6/8/10 mm
- Bracket with mounting material
- Cover for connection of the vent hose
- Drain hose