



Pressure transducers HydroFox® DMU 08



Benefits

- Compact and sturdy stainless steel design
- Special calibration for all standard pressure units possible
- Version with PUR or FEP cable
- High measuring accuracy at excellent price/performance ratio
- Watertight up to 10 m water column - ideal for use in flood hazard areas
- Optional Ex version



Application

For electronic, continuous level measurement, e.g. in wells, drilling holes, water, containers or in waste water systems. Suitable for groundwater, drinking water, waste water (with optional FEP cable), diesel fuel, fuel oil; also for use in flood hazard areas.

Versions

	Measuring range	Overload	Part no.
HydroFox® DMU 08 with 5 m PUR cable	0/100 mbar	At least 5 x FS	31555
HydroFox® DMU 08 with 5 m PUR cable	0/160 mbar	At least 6 x FS	31556
HydroFox® DMU 08 with 5 m PUR cable	0/200 mbar	At least 5 x FS	31557
HydroFox® DMU 08 with 5 m PUR cable	0/250 mbar	At least 4 x FS	31558
HydroFox® DMU 08 with 5 m PUR cable	0/300 mbar	At least 3 x FS	31519

Blue part no. = in-stock items

	Part no.
Screw connector kit DMU plastic, G2 x 1½ x 1	52125
Junction box with pressure relief port	31824
Anchor clamp	31825

Blue part no. = in-stock items



Description

The level indicators HydroFox® DMU 08 use silicon technology and feature calibrated, amplified sensor signals which are available as standardised voltage or current outputs.

Technical specifications

Measuring accuracy

Deviation from the characteristic curve according to IEC 60770 – limit point calibration (non-linearity, hysteresis, repeatability)
 $\leq 0/400 \text{ mbar} < \pm 0.5 \% \text{ FSO}$

Measuring range

See ordering table

Operating temperature range

Medium: $-10/+70 \text{ }^{\circ}\text{C}$
Ambient: $-10/+70 \text{ }^{\circ}\text{C}$
Storage: $-25/+70 \text{ }^{\circ}\text{C}$

Temperature error band

$\leq 400 \text{ mbar}$: $\leq \pm 1 \% \text{ FSO}/10 \text{ K}$ In compensated range
 $0/70 \text{ }^{\circ}\text{C}$

Dynamic characteristics

Response time: $\leq 10 \text{ ms}$

Probe

L x \varnothing : $117 \times 24 \text{ mm}$
Weight: 620 g

Material

Housing: Stainless steel 316 L
Diaphragm: Stainless steel 316 L
Seals: FKM (Viton)
Cable: PUR

Pressure transmission liquid

Silicone oil

Supply voltage

DC $12 - 36 \text{ V}$

Output signal

$4-20 \text{ mA}$, 2-wire

Load

$R_{\text{Max}} = [(U_{\text{B}} - U_{\text{B}_{\text{Min}}})/0.02 \text{ A}] \Omega$

Current input

$< 25 \text{ mA}$

Electrical protection

Short circuit proof and protected against reverse polarity

Electrical connection

PUR cable with integrated breather tube for reference to the ambient atmospheric pressure
Cable length: 5 m
Degree of protection: IP 68 (EN 60529)

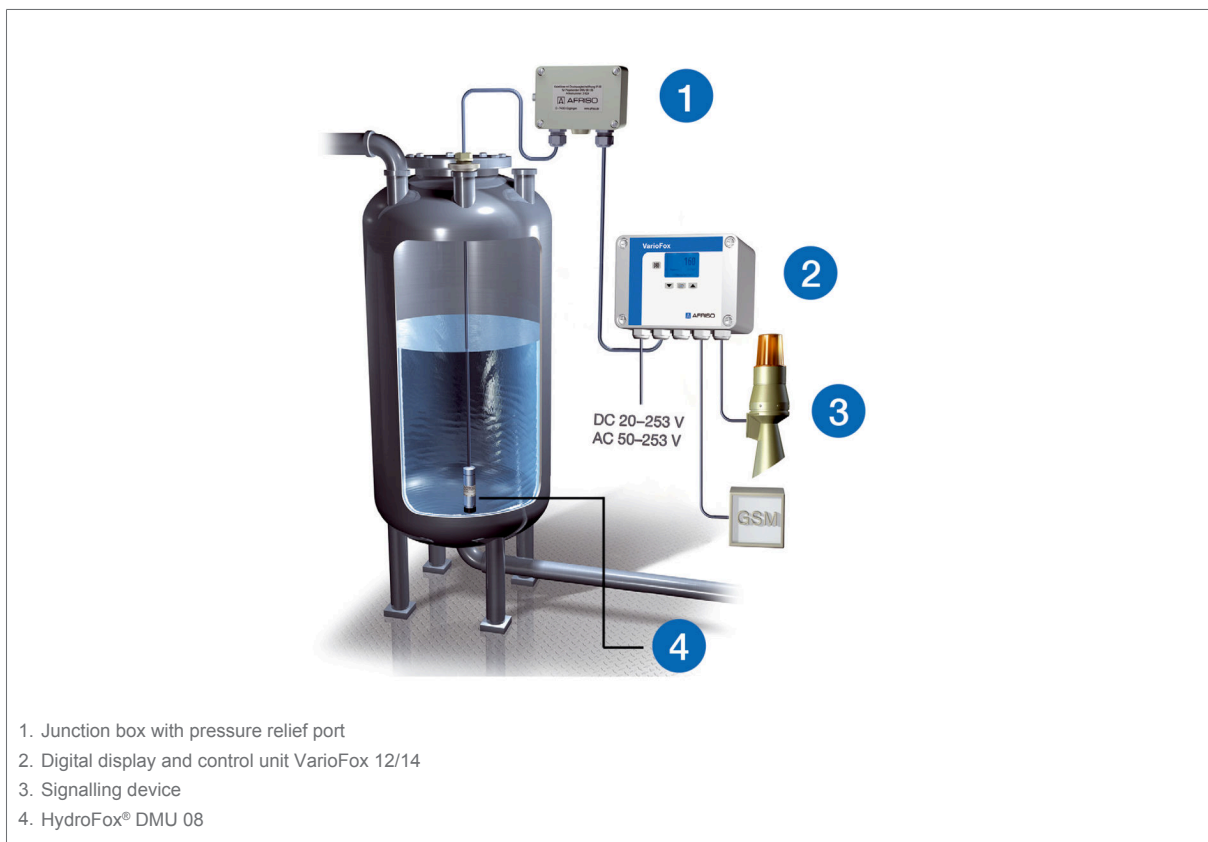
CE conformity

EMC Directive 2014/30/EU
RoHS Directive 2011/65/EU
Pressure Equipment Directive 2014/68/EU

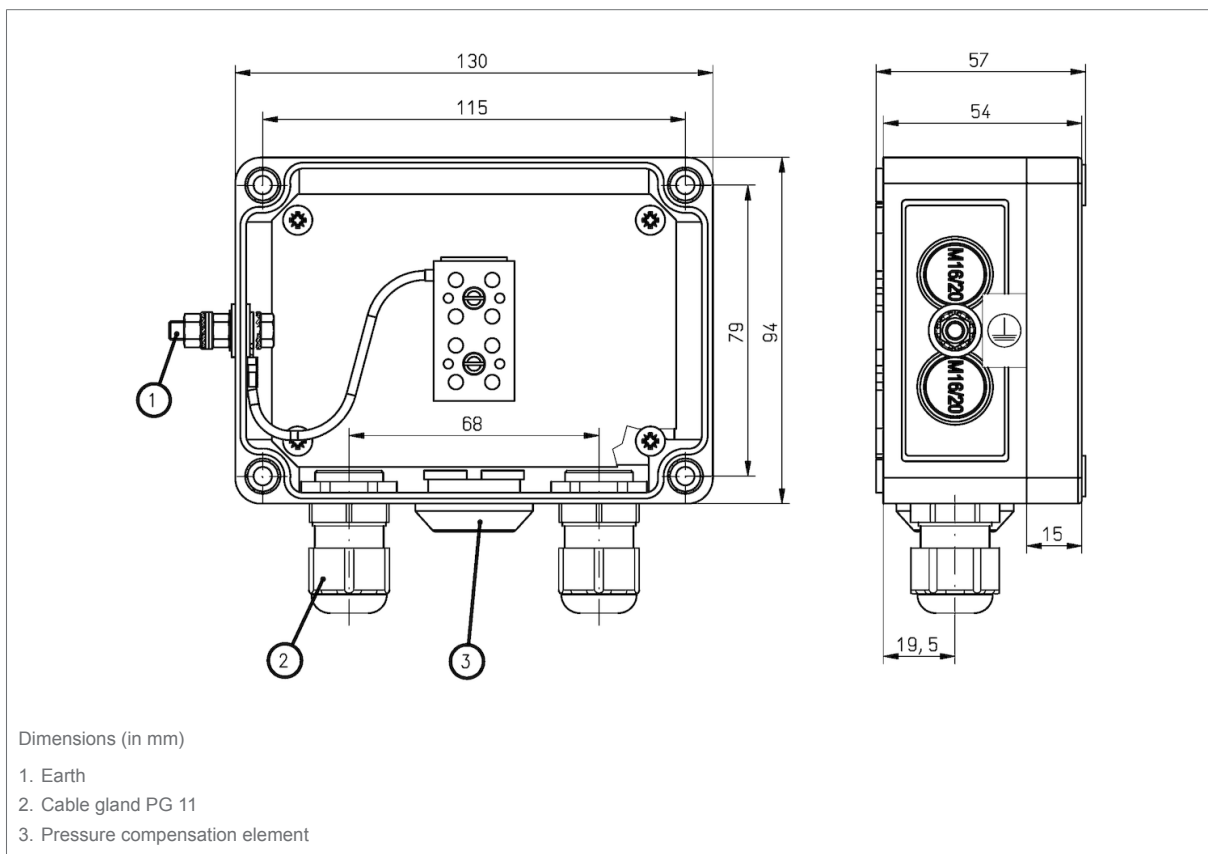
Options

- Extended weight
- Measuring accuracy $0.1 \% \text{ FSO}$
- FEP cable
- Ex version
- Screw connector kit
- Junction box
- Anchor clamp

Detail views

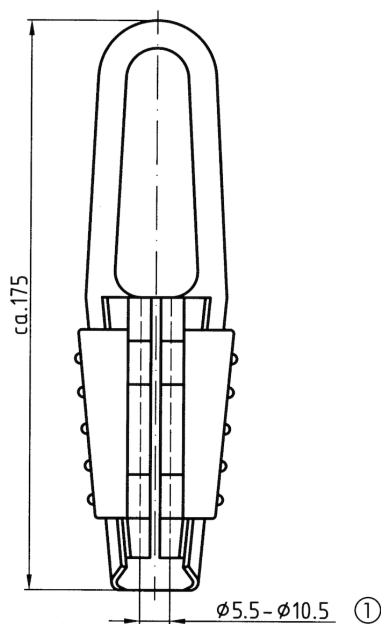


Junction box with pressure relief port





Anchor clamp

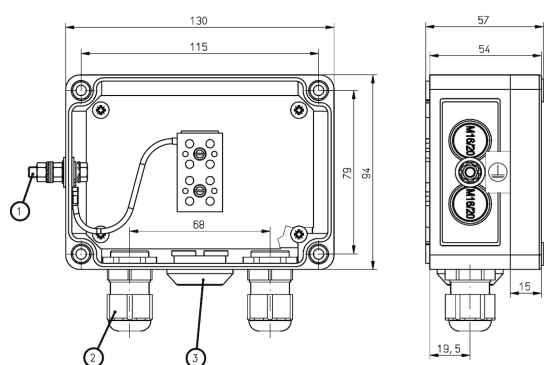


Dimensions (in mm)

1. Cable diameter

Technical drawings

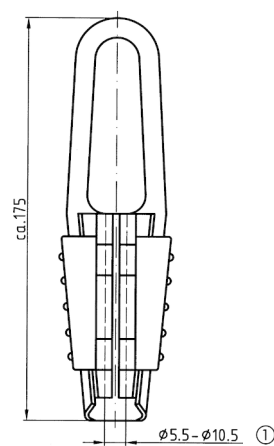
Junction box with pressure relief port



Dimensions (in mm)

1. Earth
2. Cable gland PG 11
3. Pressure compensation element

Anchor clamp

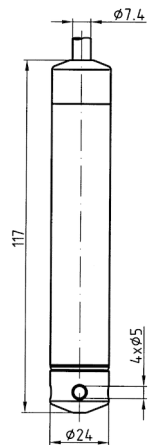


Dimensions (in mm)

1. Cable diameter



DMU 08 - standard version



Dimensions (in mm)

Screw connector kit

